

		OPENING WIDTH						
		16 3/4 (425)	20 5/8 (525)	24 5/8 (625)	28 1/2 (725)	30 1/2 (775)	32 1/2 (825)	36 3/8 (925)
OPENING HEIGHT	RC inches/mm	16 3/4 (425)	20 5/8 (525)	24 5/8 (625)	28 1/2 (725)	30 1/2 (775)	32 1/2 (825)	36 3/8 (925)
	OS inches/mm	15 3/4 (400)	19 5/8 (500)	23 5/8 (600)	27 1/2 (700)	29 1/2 (750)	31 1/2 (800)	35 3/8 (900)
	16 3/4 (425)	4040	5040	6040	7040	7540	8040	9040
	20 5/8 (525)	4050	5050	6050	7050	7550	8050	9050
	24 5/8 (625)	4060	5060	6060	7060	7560	8060	9060
	28 1/2 (725)	4070	5070	6070	7070	7570	8070	9070
	30 1/2 (775)	4075	5075	6075	7075	7575	8075	9075
	32 1/2 (825)	4080	5080	6080	7080	7580	8080	9080
	36 3/8 (925)	4090	5090	6090	7090	7590	8090	9090
	40 3/8 (1025)	40100	50100	60100	70100	75100	80100	90100
48 1/4 (1225)	40120	50120	60120	70120	75120	80120	90120	

E = THESE WINDOWS MEET CANADIAN EGRESS REQUIREMENTS.  
E\* = THESE WINDOWS REQUIRE EGRESS HINGES TO MEET CANADIAN EGRESS REQUIREMENTS.

# Apex Alloy





































































































## 9950 Series | CASEMENT

		OPENING WIDTH						
		16 3/4 (425)	20 5/8 (525)	24 5/8 (625)	28 1/2 (725)	30 1/2 (775)	32 1/2 (825)	36 3/8 (925)
OPENING HEIGHT	RO inches/mm OC-M inches/mm	15 3/4 (400)	19 5/8 (500)	23 5/8 (600)	27 1/2 (700)	29 1/2 (750)	31 1/2 (800)	35 3/8 (900)
	56 1/8 (1425) 55 1/8 (1400)							
	40140	50140	60140	70140	75140	80140	90140	
	60 (1525) 59 (1500)							
	40150	50150	60150	70150	75150	80150	90150	
	64 (1625) 63 (1600)							
	40160	50160	60160	70160	75160	80160	90160	
71 7/8 (1825) 70 7/8 (1800)								
40180	50180	60180	70180	75180	80180	90180		
79 3/4 (2025) 78 3/4 (2000)								
40200	50200	60200	70200	70200	80200	90200		
83 5/8 (2125) 82 5/8 (2100)								
40210	50210	60210	70210	75210	80210	90210		

E = THESE WINDOWS MEET CANADIAN EGRESS REQUIREMENTS.  
E\* = THESE WINDOWS REQUIRE EGRESS HINGES TO MEET CANADIAN EGRESS REQUIREMENTS.

		OPENING WIDTH								
		24 5/8 (625)	28 1/2 (725)	30 1/2 (775)	31 1/2 (825)	36 3/8 (925)	40 3/8 (1025)	48 1/4 (1225)	56 1/8 (1425)	60 (1525)
OPENING HEIGHT	RO inches/mm OS&A inches/mm	23 5/8 (600)	27 1/2 (700)	29 1/2 (750)	31 1/2 (800)	35 3/8 (900)	39 3/8 (1000)	47 1/4 (1200)	55 1/8 (1400)	59 (1500)
	16 3/4 (425)									
	15 3/4 (400)									
	20 5/8 (525)									
	19 5/8 (500)									
	24 5/8 (625)									
	23 5/8 (600)									
	28 1/2 (725)									
	27 1/2 (700)									
30 1/2 (775)										
29 1/2 (750)										
32 1/2 (825)										
31 1/2 (800)										
36 3/8 (925)										
35 3/8 (900)										
40 3/8 (1025)										
39 3/8 (1000)										

### OPENING WIDTH

RO Inches/mm	OPENING WIDTH									
	16 3/4 (425)	20 5/8 (525)	24 5/8 (625)	28 1/2 (725)	30 1/2 (775)	32 1/2 (825)	36 3/8 (925)	40 3/8 (1025)	48 1/4 (1225)	56 1/8 (1425)
OSM Inches/mm	15 3/4 (400)	19 5/8 (500)	23 5/8 (600)	27 1/2 (700)	29 1/2 (750)	31 1/2 (800)	35 3/8 (900)	39 3/8 (1000)	47 1/4 (1200)	55 1/8 (1400)
16 3/4 (425)	 4040	 5040	 6040	 7040	 7540	 8040	 9040	 10040	 12040	 14040
20 5/8 (525)	 4050	 5050	 6050	 7050	 7550	 8050	 9050	 10050	 12050	 14050
24 5/8 (625)	 4060	 5060	 6060	 7060	 7560	 8060	 9060	 10060	 12060	 14060
28 1/2 (725)	 4070	 5070	 6070	 7070	 7570	 8070	 9070	 10070	 12070	 14070
30 1/2 (775)	 4075	 5075	 6075	 7075	 7575	 8075	 9075	 10075	 12075	 14075
32 1/2 (825)	 4080	 5080	 6080	 7080	 7580	 8080	 9080	 10080	 12080	 14080
36 3/8 (925)	 4090	 5090	 6090	 7090	 7590	 8090	 9090	 10090	 12090	 14090
40 3/8 (1025)	 40100	 50100	 60100	 70100	 75100	 80100	 90100	 100100	 120100	 140100
48 1/4 (1225)	 40120	 50120	 60120	 70120	 75120	 80120	 90120	 100120	 120120	 140120
56 1/8 (1425)	 40140	 50140	 60140	 70140	 75140	 80140	 90140	 100140	 120140	 140140

OPENING HEIGHT





































































































		OPENING WIDTH									
		16 3/4 (425)	20 5/8 (525)	24 5/8 (625)	28 1/2 (725)	30 1/2 (775)	32 1/2 (825)	36 3/8 (925)	40 3/8 (1025)	48 1/4 (1225)	56 1/8 (1425)
OPENING HEIGHT	RO inches/mm	15 3/4 (400)	19 5/8 (500)	23 5/8 (600)	27 1/2 (700)	29 1/2 (750)	31 1/2 (800)	35 3/8 (900)	39 3/8 (1000)	47 1/4 (1200)	55 1/8 (1400)
	OSM inches/mm	60 (1525)	63 (1600)	68 (1725)	73 (1850)	77 (1950)	81 (2050)	86 (2175)	91 (2300)	97 (2475)	103 (2625)
	40150	50150	60150	70150	75150	80150	90150	100150	120150	140150	
	40160	50160	60160	70160	75160	80160	90160	100160	120160	140160	
	40180	50180	60180	70180	75180	80180	90180	100180	120180	140180	
	40200	50200	60200	70200	75200	80200	90200	100200	120200	140200	
	40210	50210	60210	70210	75210	80210	90210	100210	120210	140210	
40240	50240	60240	70240	75240	80240	90240	100240	120240	140240		

		OPENING WIDTH					
		60 (1525)	64 (1625)	71 7/8 (1825)	79 3/4 (2025)	83 5/8 (2125)	95 1/2 (2425)
OPENING HEIGHT	RO Inches/mm	59 (1500)	63 (1600)	70 7/8 (1800)	78 3/4 (2000)	82 5/8 (2100)	94 1/2 (2400)
	OSM Inches/mm	16 3/4 (425)	15 3/4 (400)	20 5/8 (525)	19 5/8 (500)	24 5/8 (625)	23 5/8 (600)
		28 1/2 (725)	27 1/2 (700)	30 1/2 (775)	29 1/2 (750)	32 1/2 (825)	31 1/2 (800)
		36 3/8 (925)	35 3/8 (900)	40 3/8 (1025)	39 3/8 (1000)	48 1/4 (1225)	47 1/4 (1200)
		56 1/8 (1425)	55 1/8 (1400)				
		15040	16040	18040	20040	21040	24040
		15050	16050	18050	20050	21050	24050
		15060	16060	18060	20060	21060	24060
		15070	16070	18070	20070	21070	24070
		12075	16075	18075	20075	21075	24075
		15080	15080	18080	20080	21080	24080
		15090	16090	18090	20090	21090	24090
	150100	160100	180100	200100	210100	240100	
	150120	160120	180120	200120	210120	240120	
	150140	160140	180140	200140	210140	240140	

		OPENING WIDTH					
		60 (1525)	64 (1625)	71 7/8 (1825)	79 3/4 (2025)	83 5/8 (2125)	95 1/2 (2425)
OPENING HEIGHT	60 (1525)	150150	160150	180150	200150	210150	240150 *
	64 (1625)	150160	160160	180160	200160	210160	240160 *
	71 7/8 (1825)	150180	160180	180180	200180 *	210180 *	240180 *
	79 3/4 (2025)	150200	160200	180200 *	200200 *	210200 *	
	83 5/8 (2125)	150210	160210	180210 *	200210 *	210210 *	
	82 5/8 (2100)						
	95 1/2 (2425)	150240 *	160240 *	180240 *			
















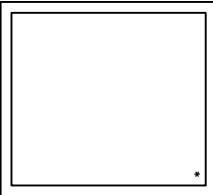
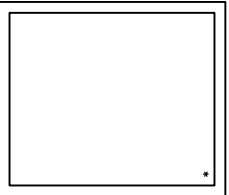














\* = NOT AVAILABLE IN TRIPANE.

### OPENING WIDTH

RO Inches/mm	OPENING WIDTH									
	16 3/4 (425)	20 5/8 (525)	24 5/8 (625)	28 1/2 (725)	30 1/2 (775)	32 1/2 (825)	36 3/8 (925)	40 3/8 (1025)	48 1/4 (1225)	56 1/8 (1425)
OSM Inches/mm	15 3/4 (400)	19 5/8 (500)	23 5/8 (600)	27 1/2 (700)	29 1/2 (750)	31 1/2 (800)	35 3/8 (900)	39 3/8 (1000)	47 1/4 (1200)	55 1/8 (1400)
16 3/4 (425)	 4040	 5040	 6040	 7040	 7540	 8040	 9040	 10040	 12040	 14040
20 5/8 (525)	 4050	 5050	 6050	 7050	 7550	 8050	 9050	 10050	 12050	 14050
24 5/8 (625)	 4060	 5060	 6060	 7060	 7560	 8060	 9060	 10060	 12060	 14060
28 1/2 (725)	 4070	 5070	 6070	 7070	 7570	 8070	 9070	 10070	 12070	 14070
30 1/2 (775)	 4075	 5075	 6075	 7075	 7575	 8075	 9075	 10075	 12075	 14075
32 1/2 (825)	 4080	 5080	 6080	 7080	 7580	 8080	 9080	 10080	 12080	 14080
36 3/8 (925)	 4090	 5090	 6090	 7090	 7590	 8090	 9090	 10090	 12090	 14090
40 3/8 (1025)	 40100	 50100	 60100	 70100	 75100	 80100	 90100	 100100	 120100	 140100
48 1/4 (1225)	 40120	 50120	 60120	 70120	 75120	 80120	 90120	 100120	 120120	 140120
56 1/8 (1425)	 40140	 50140	 60140	 70140	 75140	 80140	 90140	 100140	 120140	 140140

		OPENING WIDTH									
		16 3/4 (425)	20 5/8 (525)	24 5/8 (625)	28 1/2 (725)	30 1/2 (775)	32 1/2 (825)	36 3/8 (925)	40 3/8 (1025)	48 1/4 (1225)	56 1/8 (1425)
		OSM inches/mm	OSM inches/mm	OSM inches/mm	OSM inches/mm	OSM inches/mm	OSM inches/mm	OSM inches/mm	OSM inches/mm	OSM inches/mm	OSM inches/mm
OPENING HEIGHT	RO inches/mm	60 (1525)	60 (1525)	60 (1525)	60 (1525)	60 (1525)	60 (1525)	60 (1525)	60 (1525)	60 (1525)	60 (1525)
	64 (1625)	40150	50150	60150	70150	75150	80150	90150	100150	120150	140150
	68 (1725)	40160	50160	60160	70160	75160	80160	90160	100160	120160	140160
	71 7/8 (1825)	40180	50180	60180	70180	75180	80180	90180	100180	120180	140180
	75 3/4 (1925)	40200	50200	60200	70200	75200	80200	90200	100200	120200	140200
	79 3/4 (2025)	40210	50210	60210	70210	75210	80210	90210	100210	120210	140210
	83 5/8 (2125)	40240	50240	60240	70240	75240	80240	90240	100240	120240	140240
87 1/2 (2225)											
91 1/2 (2325)											
95 1/2 (2425)											



		OPENING WIDTH					
		60 (1525)	64 (1625)	71 7/8 (1825)	79 3/4 (2025)	83 5/8 (2125)	95 1/2 (2425)
OPENING HEIGHT	60 (1525)						
	150150	160150	180150	200150	210150	240150	
	64 (1625)						
	150160	160160	180160	200160	210160	240160	
	71 7/8 (1825)						
	150180	160180	180180	200180	210180	240180	
	79 3/4 (2025)						
150200	160200	180200	200200	210200			
83 5/8 (2125)							
150210	160210	180210	200210	210210			
95 1/2 (2425)							
150240	160240	180240					

\* = NOT AVAILABLE IN TRIPANE.