



# TERRA 2750



Extraordinary  
Performance.  
Everyday Reliability.

The Terra 2750 is an excellent window choice offering great customization options without sacrificing thermal insulation or strength. The installation process has been simplified thanks to the extended nail fin, so home renovation projects can be a quick and seamless process.

Available in select geographic regions only. Ask for details.

# TERRA 2750



## Features

- Accessory groove
- Improved thermal performance
- Improved internal drainage
- Optional renovation brickmould & rebate flange
- Great value
- Extended nail fin for easy installation

## Specifications

- Dual and triple pane glazing
- Double walled glazing stops
- Improved internal drainage
- Ideal for 2x4 construction

## Options

Operating style	Frame Exterior colour	Interior colour	Hardware	Grille pattern	Grille colour	Grille widths	Interior SDL colour	SDL widths
Awning Casement Fixed Hung Picture Slider	White Wicker Black Jet Black Anthracite Grey Architectural Brown Chocolate Brown Clear Anodized Mattrex Kitami Oak Concrete Oak Malt Oak Toffee Pebble Bone White Forest Green Slate Grey	White Wicker Jet Black Stainable Fir	White Wicker Brushed Nickel Bronze Black	Double Ladder Double Perimeter Ladder Perimeter Rectangular Triple Ladder	White Wicker Black Patina Lead Gold	1" 5/16" 5/8" Georgian 5/8"	White Wicker Jet Black Stainable Fir	1-1/4" 7/8" 2" Mullion
•••••	•••••	•••••	•••••	•••••	•••••	•••••	•••••	•••••

Exterior simulated divided colours	Brickmould type	Brickmould colour	Glass system	Optional glass types
White Wicker Black Jet Black Anthracite Grey Architectural Brown Chocolate Brown Clear Anodized Mattrex Kitami Oak Concrete Oak Malt Oak Toffee Pebble Bone White Forest Green Slate Grey	1-1/2" Aluminium 2" Aluminium 1-1/2" New Construct 1-1/2" Reno 2" Reno 2" SetBack Reno Industrial Aluminium Heavy Duty Flange	White Wicker Black Jet Black Anthracite Grey Architecture Brown Chocolate Brown Clear Anodized Mattrex Kitami Oak Concrete Oak Malt Oak Toffee Pebble Bone White Forest Green Slate Grey	Clear - Dual Clear - Triple Low-E / HS1-Dual Low-E / HS2-Triple Low-E / HS3-Triple Sunstop / HS4-Dual Sunstop / HS5-Triple Sunstop / HS6-Triple System 5 / HS1V-Dual System 5 / HS4V-Dual	Opaque Pin obscure Rain Bronze Grey
•••••	•••••	•••••	•••••	•••••

### Grilles



Double Ladder



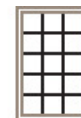
Double Perimeter



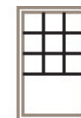
Ladder



Perimeter



Rectangular



Triple Ladder




# TERRA 2750

COLOURS MAY LOOK DIFFERENT DEPENDING UPON VIEWING DEVICE OR PRINTING PLATFORM

## Colours Exterior



## Colours Interior



## Hardware / finish




Encore White



Encore Wicker

## Grille colours



## Grille widths

- + 1'
- + 5/16"
- + 5/8"
- + 5/8" Georgian

Not all colours available with all sizes.

## SDL widths

- + 1 1/4" SDL
- + 2" Mullion
- + 7/8" SDL

SDL and simulated mullions colour will match the frame colour.

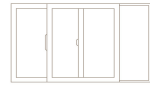
## Operating styles



Hung



Picture



Slider

## Glossary

### Brickmould

Brickmould is attached to the window or door frame on the exterior of a home. It covers the gap between your home's exterior and the window or door frame.

### Grille

Cross-bars in between the panes of glass to give the impression the window is divided into a number of smaller panes.

### Frame

Our side part of a window consisting of jambs and sills that encloses a window sash.

### Simulated Divided Lites (SDL)

Decorative bars that are placed on the exterior of the glass. This gives the look of divided glass without compromising performance and energy efficiency.

### Mullion

A mullion is the vertical piece that connects side-by-side units of a window.

### Sash

The sash is the part of the window holding the glass in place when the window is being opened. They are available in sliding or hinged models, and create a tight seal with the frame when the window is closed.

### Argon Gas

Argon is an inert gas, non-toxic, clear and odourless. Used to fill the space between panes of glass, it minimizes convective currents reduces the chance of glass collecting frost on cold winter days.

### Dual Clear Glass

Dual Clear Glass is two panes of glass with no special coating applied. The panes are spaced a ½ inch apart and the air between the panes acts as an insulation barrier, making your windows more energy efficient.

### SunStop

SunStop uses two layers of Low-E coating to block out the sun's heat, light and UV rays. Perfect for south and west-facing windows, this coating keeps your home cool in the summer and warmer in the winter with superior insulation performance.

### Triple Pane

Also spaced a ½ inch apart, these three panes provide more insulation than dual pane when it comes to energy efficiency. Enjoy lower heating costs, virtually no condensation and an excellent sound barrier, giving your home added privacy.

### Low-E

Low emissivity is a clear coating that reduces heat loss by reflecting furnace heat back into a room, allowing lots of outside solar energy to pass into your home. In winter, it can even reduce the demands on your furnace. Low-E can offer 35%-105% better insulation when combined with dual/triple pane glass.

### Thermal & Structural Ratings

Energy efficiency for windows is a crucial aspect of modern building design, aiming to minimize energy loss and reduce utility costs while enhancing comfort. In Canada, the North American Fenestration Standard (NAFS) plays a significant role in setting the performance criteria for windows and doors. NAFS provides a comprehensive framework for assessing and certifying the performance of fenestration products, ensuring they meet rigorous standards for energy efficiency, durability, and weather resistance.

### ENERGY STAR® CERTIFIED

ENERGY STAR is a third party assessment of the energy efficiency of products. We proudly manufacture ENERGY STAR certified products including many that qualify for the "Most Efficient" program.



## Connections



All Weather at Home

Toll free: 800.638.5709

[allweatherathome.ca](http://allweatherathome.ca)



For more specific options, scan this QR code.

While we endeavor to ensure our information is accurate, All Weather at Home will not be held liable for any inaccuracies. All information is subject to change, errors and omissions without notice or liability. Please note all colours are not exactly as shown due to technical limitation and differences in devices and printing. Always check the website for latest product information.